

MODEL #:
 C7X15

SECTION TYPE:
 TONGUE & GROOVE

STEEL BALL BEARING ROLLER:

VINYL TOP SEAL
 YES (OPTION)
 NO

FOAM TAPE THERMAL BREAK:
 POLYURETHANE INSULATION:
 R=12.9; U=0.77

END STILES: (PRE-PAINTED)
 18 GA. SINGLE END STILES
 (THRU 142" WIDE)

SKIN MATERIAL:
 27 GA. PRE-PAINTED EXTERIOR MINOR RIBS (C7X15)
 27 GA. PRE-PAINTED WHITE INTERIOR

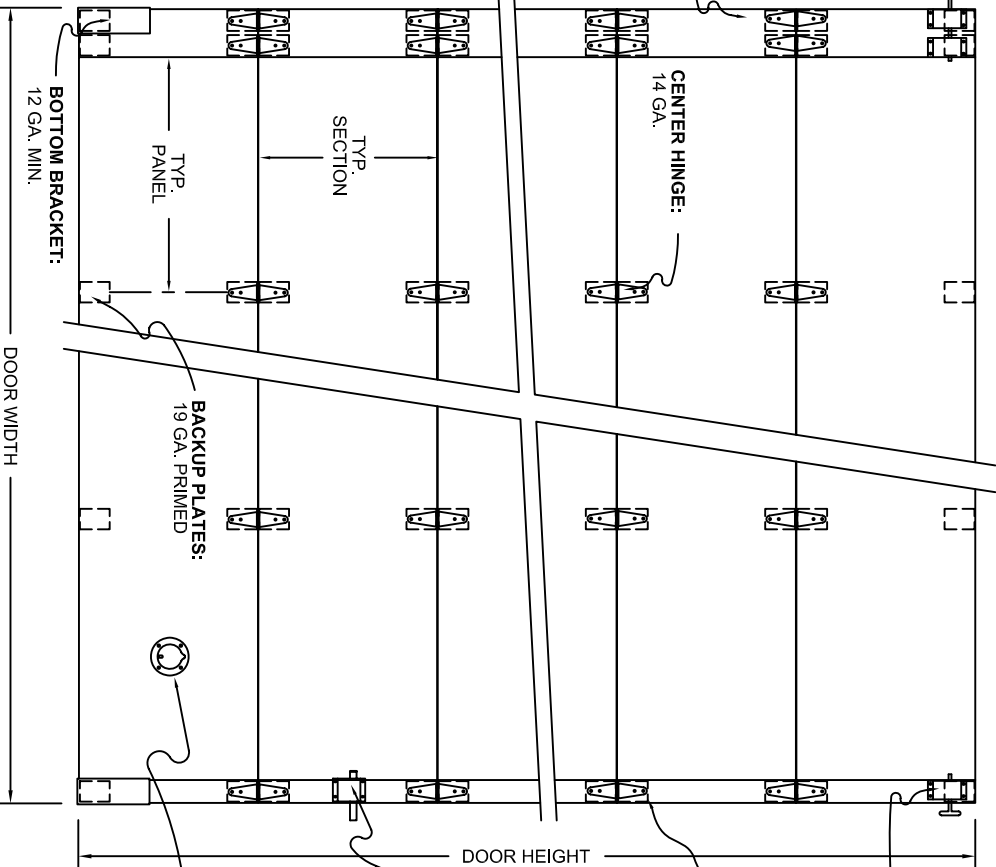
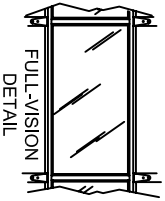
REINFORCING STRUTS:
 SEE TABLE #4 FOR REINFORCEMENT
 NONE
 2 1/4" STRUT
 3" STRUT
 4" C-CHANNEL

AIRCRAFT CABLE:
 7:1 SAFETY FACTOR

BOTTOM ASTRAGAL:
 3 1/2" (STANDARD)
 7" (OPTIONAL)

FULL-VISION SECTIONS:
 THRU 182" WIDE
 1/8" DSF
 1/8" PLEXIGLASS
 1/8" TEMPERED
 1/2" INSULATED

NOTE: FULL-VISION SECTION AVAILABLE FOR ALL SECTIONS EXCEPT BOTTOM



TOP BRACKET:
 12 GA.

ROLLER HINGE:
 14 GA. MIN.

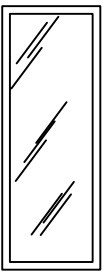
EXTERIOR COLOR:
 WHITE
 BROWN
 TAN
 GRAY

LOCK:
 #2 END STYLE
 #7 CYLINDER LOCK - NOT AVAILABLE IN FULL-VISION SECTION
 NONE

EXHAUST PORT:
 LEFT
 RIGHT
 CENTER
 NONE

GLAZING:
 SOLID - NO GLAZING
 1/4" WIRE
 1/2" INSULATED
 1/2" INSULATED TEMPERED

WINDOW FRAME CONSIST OF AN EXTERIOR FRAME AND AN INTERIOR RETAINER, MADE OF RIGID PVC EXTRUSIONS



WINDOW SIZE AVAILABILITY:
 SEE TABLE #3
 24" x 8"
 24" x 12"



CUST:	MODEL #:	QTY:
JOB:	DOOR WIDTH:	
ARCH:	DOOR HEIGHT:	
CONT:		

# OF SECTIONS HIGH (SEE TABLE #1)	SECTIONS TO GLAZE:
# OF PANELS WIDE (SEE TABLE #2)	PANELS TO GLAZE:

SHEET 'M-29'

DATE: _____

BID #: _____

PAGE _____ of _____